

Welcome to Shift Workshop

What's New in the Apple Orchard

What you will learn

Best New Features of IOS 13

- IOS Background

1. Dark Mode
2. Slide Typing
3. New Share Sheet
4. Your iPhone is a Document Scanner
5. Silence Unknown Callers

What is IOS 13?

IOS is the software that runs your iPhone

iPadOS runs your iPad

Provides:

- Core device functions
- Standard apps that are installed on the device.

IOS & iPadOS Updates

Regularly updated

Annual Updates – Version 11,12
& 13

- More significant changes

Incremental Updates

- 13.1 – New Feature
- 13.1.1 – Bug and Security Fixes

Are IOS Updates Good?

Absolutely YES

Bugs happen – You don't have to be the first.

Older Devices May Not Support updates

- IOS 13 – iPhone 6s and Later
- iPadOS 13 - iPad Air 2 and later

What Version of IOS do I have?

Settings, General
About

Software Version:

Can I Update?

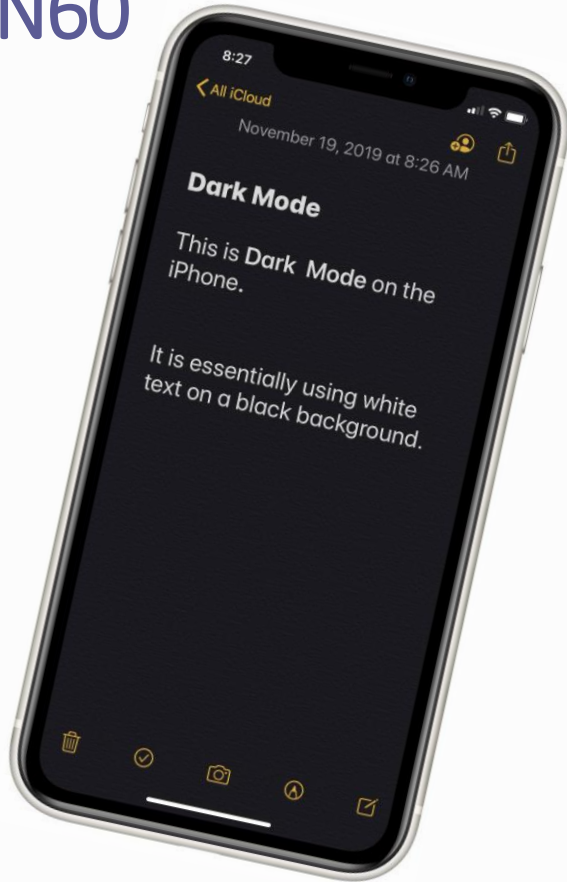
Settings, Software Update

- Up to date
- Download and Install

Automatic Updates - Off

Dark Mode

Nugget N60



Dark Mode

Nugget N60

- Control in Settings or Control Center
 - Settings
 - Settings, Display & Brightness
 - Put onto schedule – Automatic
 - Control Center
 - Long Press Brightness Control

Dark Mode

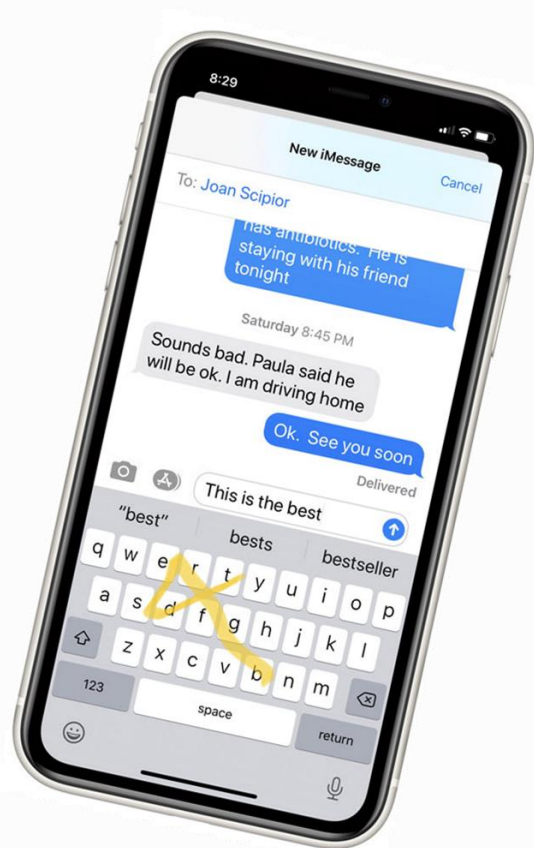
Nugget N60

Bonus – Use Siri

Hey Siri Turn on Dark
Mode

Hey Siri....Turn off Dark Mode

QuickPath (Slide) Typing Nugget N61



QuickPath Typing

Nugget N61

- No setup required, Just Do It
- Slide your finger between letters and lift when word is completed
- Backspace remove entire word
- iPad: Access Floating Keyboard with Pinch


New Share Sheet

Nugget N62



New Share Sheet

Nugget N62



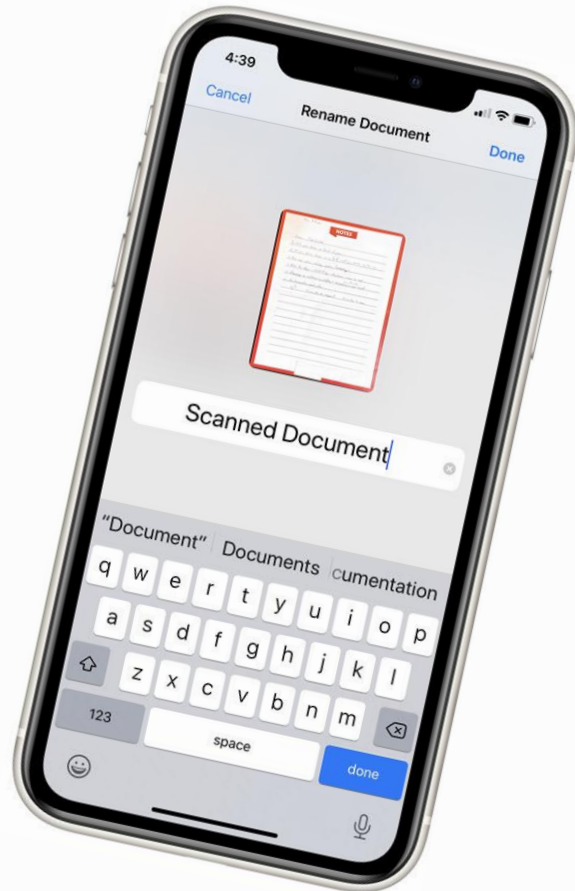
Common to many apps

New Design includes:

- Options
- Recommended Contacts
- Transfer apps in a Row
- Action List w/Favorites in a Column
 - Scroll to bottom of Actions List
 - Edit Actions

Scan Documents to Files

Nugget N64



Scan Documents to Files

Nugget N64

Use your Camera as a Scanner

Scanning in Notes in IOS 12

Now you can scan directly to
PDF files using the File app

Scan Scenario – Healthcare
Claim Form.....

Scan Documents to Files

Nugget N64

Step-by-Step

1. Launch Files app
2. Tap the Browse icon (lower right)
3. Pick a Location for the Scanned File
4. Swipe down to expose 3 Dot/More menu
5. Pick Scan Documents
6. Scan Process
7. Tap File to Rename
8. Send with Share

Silence Unknown Callers

Nugget N59



Silence Unknown Callers


Nugget N59

- Do NOT answer call from Unknown Callers
- What is Silence Unknown Callers
- Works best when your peeps are in Contacts
- Setup
 - Settings, Phone, Silence Unknown Callers

Silence Unknown Callers


Nugget N59

- If Used:
 - Remember when you ask new people to call.
 - Leave a message asking for a return call.



Follow-up Questions?
questions@SeniorTechClub.com

More Information & Download
links.SeniorTechClub.com/Shift5



Thank You!

Stay Well

Stay at Home

Wash Your Hands

Keep Learning